

SAFE WORK METHOD STATEMENT (SWMS)

SWMS 024 - Insulation

ALL PERSONS INVOLVED IN THE TASK MUST HAVE THIS SWMS COMMUNICATED TO THEM PRIOR TO WORKS COMMENCING.

An effective Risk Assessment should identify the relevant criteria listed below

<input type="checkbox"/> Work involving a risk of a person falling more than 2 metres. <input type="checkbox"/> Work carried out on a telecommunication tower. <input type="checkbox"/> Work involving demolition of an element of a structure that is loadbearing <input type="checkbox"/> Work around Asbestos Containing Material (ACM) <input type="checkbox"/> Work involving structural alterations or repairs requiring temporary support to prevent collapse <input type="checkbox"/> Work carried out in or near a confined space <input type="checkbox"/> Work carried out in or near a shaft or trench with an excavated depth greater than 1.5 metres or is carried out in or near a tunnel <input type="checkbox"/> Work involving the use of explosives <input type="checkbox"/> Working near or on Energised electrical installations or services <input type="checkbox"/> Working near or on Chemical, fuel or refrigerant lines	<input type="checkbox"/> Working near or on Pressurised gas distribution mains or piping <input type="checkbox"/> Work carried out in an area that may have a contaminated or flammable atmosphere <input type="checkbox"/> Work involving tilt-up or precast concrete <input type="checkbox"/> Work carried out on, in or adjacent to a road, railway, shipping lane or other traffic corridor that is in use by traffic other than pedestrians <input type="checkbox"/> Work carried out in an area at a workplace in which there is any movement of powered mobile plant <input type="checkbox"/> Work carried out in an area in which there are artificial extremes of temperature <input type="checkbox"/> Work carried out in or near water or other liquid that involves a risk of drowning <input type="checkbox"/> Work involving diving work
---	---

Risk = Consequence & Likelihood			Probability					PPE is the last method of control	
			Rare	Unlikely	Possible	Likely	Almost Certain		
		A	B	C	D	E	Elimination		
Consequence	Catastrophic	5	High	High	Extreme	Extreme	Extreme		Substitution
	Major	4	Medium	High	High	Extreme	Extreme		Isolation
	Moderate	3	Low	Medium	High	Extreme	Extreme	Engineering	
	Minor	2	Low	Low	Medium	High	Extreme	Administration	
	Low	1	Low	Low	Medium	High	High	PPE	

Foot Protection	Hearing Protection	High-Vis Clothing	Head Protection	Eye Protection	Face Protection	Hand Protection	Protective Clothing	Respiratory Protection	Sun Protection	Fall Arrest	Low Voltage Rescue Kit	Long Hair & Loose items such as Jewellery removed/tied back

Other PPE <small>(Please List)</small>	
---	--

Authorised by: Jared Warren

Company Name: Cape York Electrical & Airconditioning

Phone Number: 0428407010

Address: 13 Greenacres Close Whiterock Cairns 4868

Contact: Jared Warren

ABN: 28 791 930 310

Date Created: 03/08/2023

Review Date: 03/08/2024



SAFE WORK METHOD STATEMENT (SWMS)

Sign-Off Sheet

This Safe Work Method Statement has been developed in consultation with relevant personnel and the Persons Conducting the Business or Undertaking (PCBU). By signing this page, I agree that I have had these SWMS communicated to me and understand their contents. I confirm that I have the relevant certifications to conduct the task described and agree to comply with the control measures and safe work instructions and the use of PPE where required.

Name	Job Description	Signature	Date

Authorised by: Jared Warren

Company Name: Cape York Electrical & Airconditioning

Phone Number: 0428407010

Address: 13 Greenacres Close Whiterock Cairns 4868

Contact: Jared Warren

ABN: 28 791 930 310

Date Created: 03/08/2023

Review Date: 03/08/2024



SAFE WORK METHOD STATEMENT (SWMS)

Page 3 of 9

Authorised by: Jared Warren

Contact: Jared Warren

Company Name: Cape York Electrical &
Airconditioning

ABN: 28 791 930 310

Phone Number: 0428407010







Date Created: 03/08/2023

Address: 13 Greenacres Close Whiterock Cairns
4868

Review Date: 03/08/2024



SAFE WORK METHOD STATEMENT (SWMS)

Task ID	Job Step	Potential Hazard	Initial Risk Rating	Control Measures	Revised Risk Rating	Person(s) Responsible
1	Issue personal protective equipment (PPE)	<ul style="list-style-type: none"> Non-compliance with current legislative requirements and company processes. 	High Risk 	<ol style="list-style-type: none"> All personnel to complete site specific induction. All personnel to have completed company specific induction. Personnel are to hold the required licenses and certificates for the work, and be assessed as competent to use or operate equipment and plant. All personnel must read, understand and sign off on this SWMS. All personnel are given the opportunity to provide input into the content of this SWMS. Daily pre-starts will be held at the beginning of each shift. Any changes throughout the shift will be communicated prior to the commencement of the next task. A JSA is to be completed for any changes to the task. Ensure permit requirements are understood and an approved Permit for Work has been received. A Risk Assessment has been carried out. 	Medium Risk 	Work crew Supervisor Permit Holder
		Working outdoors with exposure to <ul style="list-style-type: none"> UV / high temperatures causing heat stress / dehydration / sunburn Fauna and insects causing bites and stings 	High Risk 	<ol style="list-style-type: none"> 'Check ins' during extreme weather conditions. Comply with the Queensland Worksafe heat stress procedure. Ensure there is an area in the shade for rest (preferably Crib Facilities). Work Breaks are compulsory at nominated times (preferably during the hotter parts of the day) Drink adequate water amount of water. Use sun block for protection from sun. Use insect repellent (if applicable). Keep an eye out for fellow workers showing signs of fatigue and report it to your supervisor. If you are feeling fatigued- talk to your supervisor. 	Medium Risk 	Work crew
		<ul style="list-style-type: none"> Interactions with other trades working in the vicinity; Inadvertently cause hazardous situation including trips, slips, falls 	High Risk 	<ol style="list-style-type: none"> Ensure other workers are informed and aware of all other trades working in the area. Communicate potential interactions during prestart. Install barricading and signage to delineate work area if required. 	Medium Risk 	Supervisor Work Crew

Authorised by: Jared Warren

Company Name: Cape York Electrical & Airconditioning

Phone Number: 0428407010

Address: 13 Greenacres Close Whiterock Cairns 4868

Contact: Jared Warren







ABN: 28 791 930 310

Date Created: 03/08/2023

Review Date: 03/08/2024



SAFE WORK METHOD STATEMENT (SWMS)

Task ID	Job Step	Potential Hazard	Initial Risk Rating	Control Measures	Revised Risk Rating	Person(s) Responsible
		<ul style="list-style-type: none"> Unauthorized access to work area by other authorized personnel without correct PPE. 	High Risk 	<ol style="list-style-type: none"> Follow all site rules and procedures. Wear all mandatory PPE and task specific PPE. If a hazard is identified in the work area – fix it immediately or if unable to do so, isolate the hazard and inform your supervisor immediately. Site wide barricading to be installed to restrict access to unauthorized personnel. Signage to be visible around all site and at all access points. All visitors must report to site office before entering site. All visitors to be escorted by a site inducted personnel member. 	Medium Risk 	Supervisor Work crew
		<ul style="list-style-type: none"> Poor ground conditions Uneven, loose, wet or soft ground at the work site. 	High Risk 	<ol style="list-style-type: none"> Inspect path of travel for any obstructions and remove them. Daily site inspections prior to commencement of work activities and at the conclusion of each workday. Regular housekeeping inspections including regular walk rounds to be conducted to ensure a clean and tidy work area. 	Medium Risk 	Work crew
2	Establishment of site	Personal injury <ul style="list-style-type: none"> Cuts, strains, abrasions, burns Possible eye injury Dust inhalation (depends on surrounds – these tasks should not cause dust or fumes) 	High Risk 	<ol style="list-style-type: none"> Authority and empowerment to Stop the Job. Follow all site rules and procedures. Ensure correct manual handling techniques are followed. Wear all mandatory PPE and task specific PPE. Communicate task clearly with all work crew members. Ensure a thorough understanding of expectations. If a hazard is identified in the work area – fix it immediately or if unable to do so, isolate the hazard and inform you supervisor. Work on flat surface where practicable Secure all tools and/or equipment by lanyard or store in a toolbox/basket when on the work platform A minimum of two people are to be present and at least one to hold a current level 2 first aid certificate. (CPR and Low Voltage rescue) A hand held fire extinguisher appropriate for electrical fires shall be in the vicinity of the work area. A rescue kit shall be placed along the side of the work area. 	Medium Risk 	Work crew Supervisor

Authorised by: Jared Warren

Company Name: Cape York Electrical & Airconditioning

Phone Number: 0428407010

Address: 13 Greenacres Close Whiterock Cairns 4868

Contact: Jared Warren

ABN: 28 791 930 310

Date Created: 03/08/2023

Review Date: 03/08/2024



SAFE WORK METHOD STATEMENT (SWMS)

Task ID	Job Step	Potential Hazard	Initial Risk Rating	Control Measures	Revised Risk Rating	Person(s) Responsible
3	Insulation to be delivered on site, labelled in sealed bags or containers by an appropriate method into designated area e.g. hand, crane hoists, forklift, on site lift	Personal injury - <ul style="list-style-type: none"> Cuts, strains, abrasions, burns Possible eye injury Dust inhalation (depends on surrounds – these tasks should not cause dust or fumes) 	High Risk 	<ol style="list-style-type: none"> Authority and empowerment to Stop the Job. Follow all site rules and procedures. Ensure correct manual handling techniques are followed. Wear all mandatory PPE and task specific PPE. Communicate task clearly with all work crew members. Ensure a thorough understanding of expectations. If a hazard is identified in the work area – fix it immediately or if unable to do so, isolate the hazard and inform you supervisor. Work on flat surface where practicable Secure all tools and/or equipment by lanyard or store in a toolbox/basket when on the work platform A minimum of two people are to be present and at least one to hold a current level 2 first aid certificate. (CPR and Low Voltage rescue) A hand held fire extinguisher appropriate for electrical fires shall be in the vicinity of the work area. A rescue kit shall be placed along the side of the work area. 	Medium Risk 	Work crew Supervisor
4	Install and fix as per standards and specification	<ul style="list-style-type: none"> Personal injury due to contact with live parts 	High Risk 	<ol style="list-style-type: none"> Obtain work approval and confirm any client site/safety instruction. Check scope of works to confirm whether work be re-scheduled so it may be isolated. Confirm with client that works meet the requirements regarding work on energised equipment and apparatus and the risk of harm would be greater if the circuits were de-energised before work commenced. Confirm that person/s carrying out the work are appropriately qualified, competent, confident and trained for the task 	Medium Risk 	Work crew Supervisor

Authorised by: Jared Warren

Company Name: Cape York Electrical & Airconditioning

Phone Number: 0428407010

Address: 13 Greenacres Close Whiterock Cairns 4868

Contact: Jared Warren





ABN: 28 791 930 310

Date Created: 03/08/2023

Review Date: 03/08/2024



SAFE WORK METHOD STATEMENT (SWMS)

Task ID	Job Step	Potential Hazard	Initial Risk Rating	Control Measures	Revised Risk Rating	Person(s) Responsible
5	For high level installation ensure clear, flat floor area is available and appropriate access to equipment e.g. ladders, mobile scaffold, etc.	<ul style="list-style-type: none"> Fall from height 	High Risk 	<ol style="list-style-type: none"> Safety harness to be worn at all times while in EWP Barricade / secure work area to prevent unauthorised access. Carefully inspect your ladder to ensure there are no worn parts or damage before climbing: <ul style="list-style-type: none"> Joints between steps and side rails are tight, all fittings are secure, moving parts operate freely. Rungs and platform are free of paint splatter, grit, oil and grease, welds are intact All components of ladder intact including side rails, rungs, platform, feet, hand grip <p>If any component is found to be worn or damaged, RECTIFY ANY FAULTS BEFORE USE.</p>	Medium Risk 	Work crew
6	Ensure work area is cleaned and scrap insulation is placed in labelled, sealed plastic bags. Vacuum clean area if necessary.	Personal injury - <ul style="list-style-type: none"> Cuts, strains, abrasions, burns Possible eye injury Dust inhalation (depends on surrounds – these tasks should not cause dust or fumes) Unauthorized access to work area by other authorized personnel without correct PPE. 	High Risk 	<ol style="list-style-type: none"> Identify the electrical equipment to be worked on and the appropriate points of supply Isolate the equipment from sources of supply if possible. Secure the isolation by such means as lock-out to prevent inadvertent re-energisation and attached a danger tag Prove that the exposed conductors are de-energised (i.e. 'test for dead') Working persons shall confirm rescue procedures and have attended confined space rescue training. 	Medium Risk 	Work crew Supervisor

Authorised by: Jared Warren

Company Name: Cape York Electrical & Airconditioning

Phone Number: 0428407010

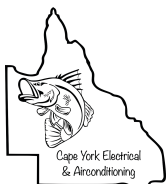
Address: 13 Greenacres Close Whiterock Cairns 4868

Contact: Jared Warren

ABN: 28 791 930 310

Date Created: 03/08/2023

Review Date: 03/08/2024



SAFE WORK METHOD STATEMENT (SWMS)

Referenced Commonwealth - Codes of practice	Referenced Commonwealth – Acts & Regulations
<ul style="list-style-type: none"> • Work Health and Safety (First Aid in the Workplace) Code of Practice 2015 • Work Health and Safety (Hazardous Manual Tasks) Code of Practice 2015 • Work Health and Safety (How to Manage Work Health and Safety Risks) Code of Practice 2015 • Work Health and Safety (Labelling of Workplace Hazardous Chemicals) Code of Practice 2015 • Work Health and Safety (Managing Electrical Risks in the Workplace) Code of Practice 2015 • Work Health and Safety (Managing Noise and Preventing Hearing Loss at Work) Code of Practice 2015 • Work Health and Safety (Managing Risks of Hazardous Chemicals in the Workplace) Code of Practice 2015 • Work Health and Safety (Managing the Risk of Falls at Workplaces) Code of Practice 2015 • Work Health and Safety (Managing the Work Environment and Facilities) Code of Practice 2015 • Work Health and Safety (Work Health and Safety Consultation, Co-operation and Co-ordination) Code of Practice 2015 	<ul style="list-style-type: none"> • Work Health and Safety (Transitional and Consequential Provisions) Act 2011 • Work Health and Safety Act 2011 • Work Health and Safety Regulations 2011.
Referenced QLD – Codes of practice	Referenced Australian Standards
<ul style="list-style-type: none"> • Electrical safety code of practice 2013 - Managing electrical risks in the workplace • First Aid in the Workplace Code of Practice 2014 • Hazardous Manual Tasks Code of Practice 2011 • How to Manage Work Health and Safety Risks Code of Practice 2011 • Labelling of Workplace Hazardous Chemicals Code of Practice 2011 • Managing Noise and Preventing Hearing Loss at Work Code of Practice 2011 • Managing the Risk of Falls at Workplaces Code of Practice 2018 • Managing the Work Environment and Facilities Code of Practice 2011 • Work Health and Safety Consultation, Co-operation and Co-ordination Code of Practice 2011 • Managing Risks of Hazardous Chemicals in the Workplace Code of Practice 2013 • Preparation of Safety Data Sheets for Hazardous Chemicals Code of Practice 2011 	<ul style="list-style-type: none"> • AS/NZS 3000 Wiring Rules • AS/NZS 3012:2010 Electrical Installations – Construction and Demolition Sites. • AS/NZS 3017 - Electrical installations - verification guidelines • AS/NZS 4836 Safe working on or near low voltage electrical installations and equipment
Further Information	
	<p><u>QLD</u></p> <ul style="list-style-type: none"> • OHS Legislation - https://www.worksafe.qld.gov.au/laws-and-compliance/workplace-health-and-safety-laws/laws-and-legislation • Environmental Legislation - https://www.ehp.qld.gov.au/management/env-policy-legislation/ • OHS Codes of Practice - https://www.worksafe.qld.gov.au/laws-and-compliance/workplace-health-and-safety-laws/laws-and-legislation/codes-of-practice <p><u>Commonwealth</u></p> <ul style="list-style-type: none"> • OHS Legislation - http://www.legislation.act.gov.au • Environmental Legislation - http://www.legislation.act.gov.au • OHS Codes of Practice - http://www.legislation.act.gov.au

Authorised by: Jared Warren

Company Name: Cape York Electrical & Airconditioning

Phone Number: 0428407010

Address: 13 Greenacres Close Whiterock Cairns 4868

Contact: Jared Warren

ABN: 28 791 930 310

Date Created: 03/08/2023

Review Date: 03/08/2024



SAFE WORK METHOD STATEMENT (SWMS)

Page 9 of 9

Authorised by: Jared Warren

Contact: Jared Warren

Company Name: Cape York Electrical &
Airconditioning

ABN: 28 791 930 310

Phone Number: 0428407010

Date Created: 03/08/2023

Address: 13 Greenacres Close Whiterock Cairns
4868

Review Date: 03/08/2024